

PHOEBE ΔΧΔ

EP2 - PANIC


the videos

We find ourselves at Omeara, lights flash to the beats that start the song and we see the silhouettes (STRAIGHT ON) of Phoebe and her band...

TRACK 1 - PANIC

THE BAND

SIMPLE
CLASSIC
INTRODUCTION



[performance references]

Throughout the video Phoebe will try on different personas... as she says "It's about desperation to BELONG"

These will edit together in fast cuts, to match the energy and rhythm of the song.

FOR EXAMPLE:

- *The deadpan performance*
- *The punk performance*
- *The eccentric performance*
- *The elegant performance etc.*



INITIAL THOUGHTS FOR SHOTS/ANGLES



- Looking up
- Close-ups of individuals
- Wide shot of full band, straight on
- Moving around the stage...

STAGE LIGHTS

We will use predominantly orange and white lights and experiment with silhouettes and shadow. The lights should change with beats and move with melody. The use of SMOKE and HAZE should also be explored



During the middle 8, as we go from a wide to a close-up on Phoebe, the lights become disco like, and colourful.



THE LOOK

The staple
pinstripe
blazer



The band will act as the constant throughout the video, as Phoebe changes. They will play in normal fashion, and the suits will visually solidify this. Perhaps each will be slightly different.



REFERENCES

MILEY CYRUS - MIDNIGHT SKY
@MUSIC VIDEO AWARDS



THE 1975 - IT'S NOT LIVING
(IF IT'S NOT WITH YOU)



IMAGINE
DRAGONS
- CUTTHROAT

SAD! Is set on a tube carriage, where we combine performance shots of Phoebe with story shots capturing the classic characters you meet on the train; but heightened. We are creating caricatures of these people.

TRACK 2 - SAD!

THE TRAIN

HEIGHTENED
RELATABLE
COMEDY



A fisheye lens camera looking down on the carriage, almost like a cctv camera for performance shot, to cut with normal wides.




THE PEOPLE ON THE TRAIN...
Phoebe will be sat across various different people throughout the journey...
(straight across, direct shots of both sides

- The couple snogging too much
- The man who stares
- The woman who reads the paper
- The one falling asleep



BLUE LEDS

This could be in the form of strip lights aligning or lights which fill the space with this colour...



THE LOOK... Block colour, perhaps another blazer on Phoebe...

Throughout the video you may find phoebe dancing on the seats, swinging on the handles and moving through the empty carriage as lip sync shots to contrast with the story...

REFERENCE
EASY LIFE - NIGHTMARES

IT ENDS with Phoebe bursting off the train (shot from behind) and facing all of the people she met on the platform.



TRACK 3 - I WAS SUPPOSED TO BE FINE

We start with Phoebe bursting off the train (shot from in front), and stumbling past the people on the platform, aiming for the exit. The video sees Phoebe leave the station, stumble across streets on the way to Omeara. When she arrives, she enters the crowd at her own show. She is on stage and in the crowd being passed around, senseless and confused.

REFERENCE:
BACK TO
THE FUTURE



THE MIND

This should be close-up on Phoebe's face. This could be done with a SnorriCam and extreme wide angle fisheye lens or potentially handheld. IT should be as if its following her from the front...

1:48

PANICKED
LOST
INTENSE



REFERENCE: TOVE LO -
HABITS (STAY HIGH)




Phoebe will be in the same look, as she is in SAD, but as she moves through the streets she should take layers off and replace them...

This video is set at night, it should be dark, lit by street lights and car lights... REDS AND STREET LAMP YELLOW. It will be jagged, dizzy with double vision effects...



REFERENCE: WOLF ALICE -
PLAY THE GREATEST HITS



TRACK 4: PICTURE IN THE STARS

THE 80s PROM

Back to the future again

This is another performance video, except this time Omeara has become an 80s prom with Phoebe and her band providing the music. The fashion is key...



This is what Phoebe walks into in The 'I was supposed to be fine' video...

DISCO LIGHTS
DANCING

REFERENCE - TOP OF
THE POPS

